

Scaled data based on original data using
LM-79-08 Approved Method: Electrical and Photometric Measurements of Solid-
State Lighting Products

Test Report Prepared for
Cooper Lighting Solutions
(formerly Eaton)

Brand: STREETWORKS

Report Number: P595988

Luminaire Tested: **PMM-SA3A-AMB-U-RW**

Issue Date: 4/29/2022

Test Information

Test Method: LM-79-08
Report Number: P595988
TEST IS SCALED FROM IESNA LM-79-08 TEST DATA (G3-2109-400-7)
Test Lab: INNOVATIONS CENTER
Issue Date: 4/29/2022
Manufacturer: COOPER LIGHTING SOLUTIONS (FORMERLY EATON)
Product Line: STREETWORKS
Catalog Number: PMM-SA3A-AMB-U-RW
Description: POST TOP DECORATIVE LUMINAIRE. (3) LIGHTSQUARES WITH 16 LEDS EACH
AND RECTANGULAR WIDE OPTICS.
Light Source: (48) 1549K CCT, -21.5 CRI LEDS
Ballast/Driver: -

Summary

Lumens per Lamp: N/A
Luminaire Lumens: 2456 lumens
Efficiency: N/A
Efficacy: 41.0 lumens/watt
Luminous Opening: Rectangular (W 1' x L: 1' x H: 0')
IES Classification: Type II - Short
BUG Rating: B1 - U0 - G1

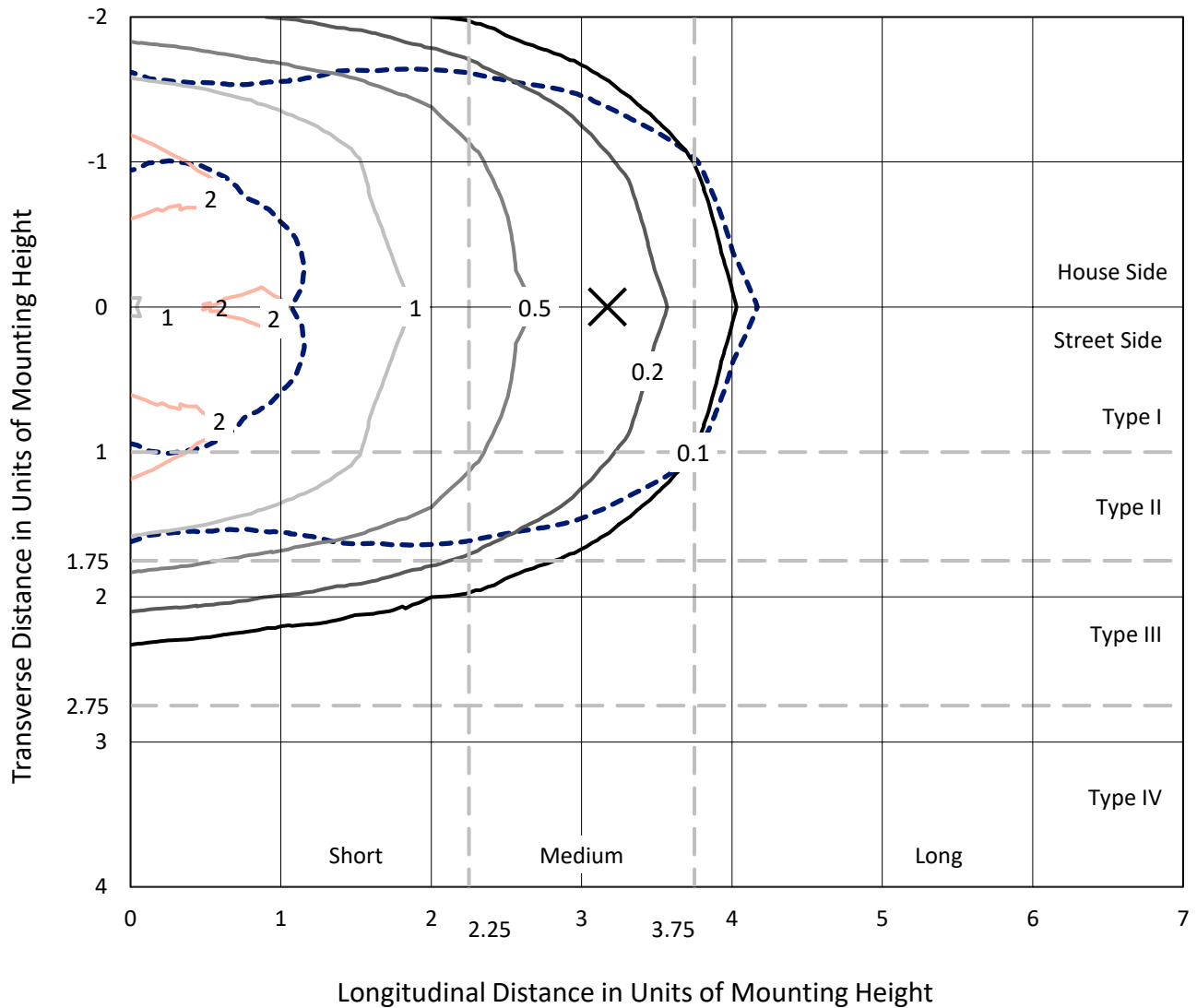
Input Watts (W): 59.9
Input Voltage (V): NR
Input Current (Ain): NR
Voltage Rise (V): NR
Power Factor: NR
Total Harmonic Distortion (THDi): NR
Frequency (hertz): 60
Stabilization Time: NR
Operation Time: NR
Ambient Temperature (°C): NR
Test Distance: 28.75 FT



REPORT NUMBER: P595988
 CATALOG NUMBER: PMM-SA3A-AMB-U-RW

Iso-Footcandle Lines of Horizontal Illumination

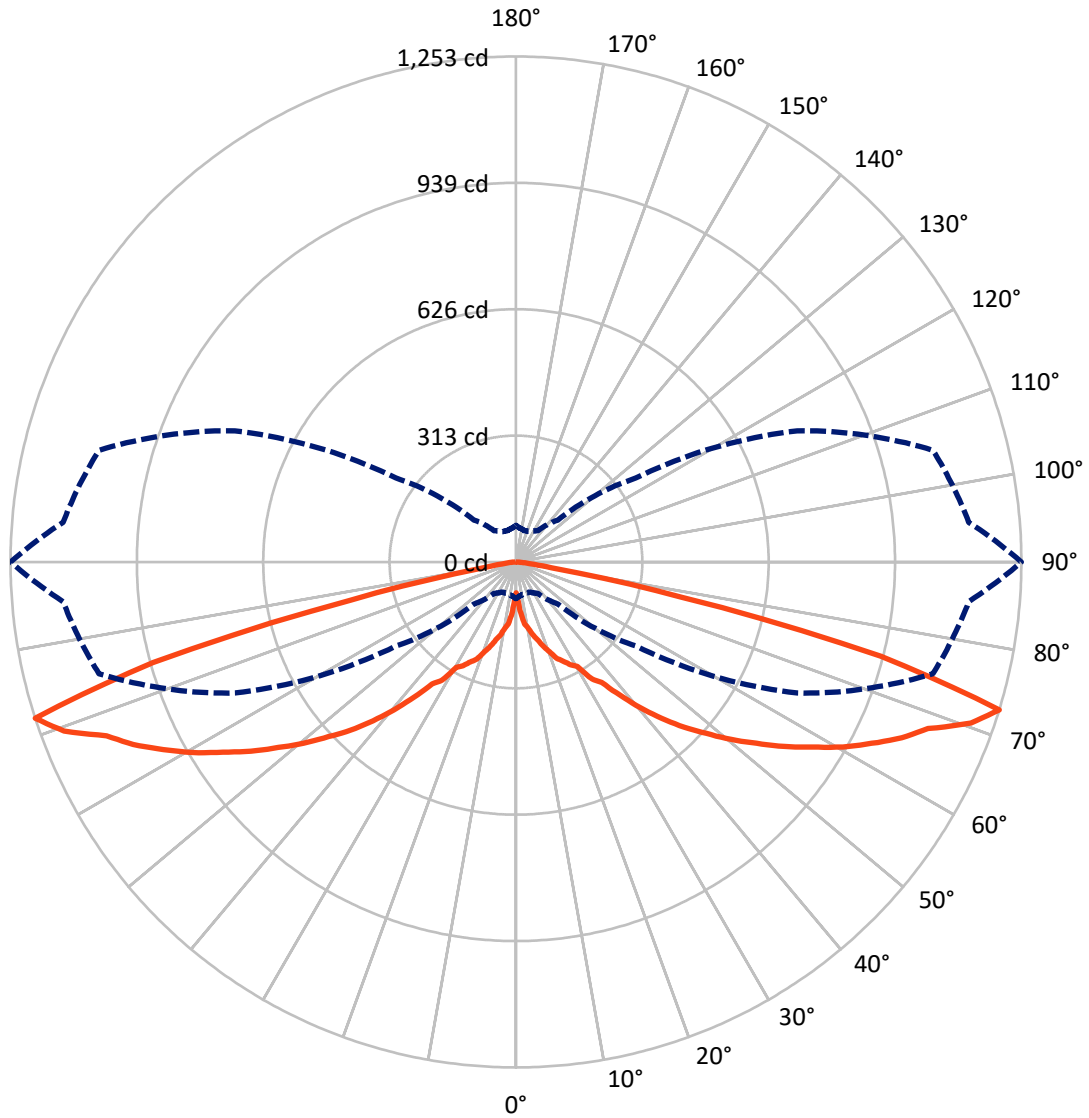
✕ Max cd
 - - - 1/2 Max cd



Based on 10 foot mounting height. Maximum calculated value = 2.4 fc
 Type II - Short - N/A

REPORT NUMBER: P595988
CATALOG NUMBER: PMM-SA3A-AMB-U-RW

Luminous Intensity Polar Plot



— Vertical Plane Through 90-Deg Lateral - - - Horizontal Cone Through 72.5-Deg Vertical

REPORT NUMBER: P595988
 CATALOG NUMBER: PMM-SA3A-AMB-U-RW

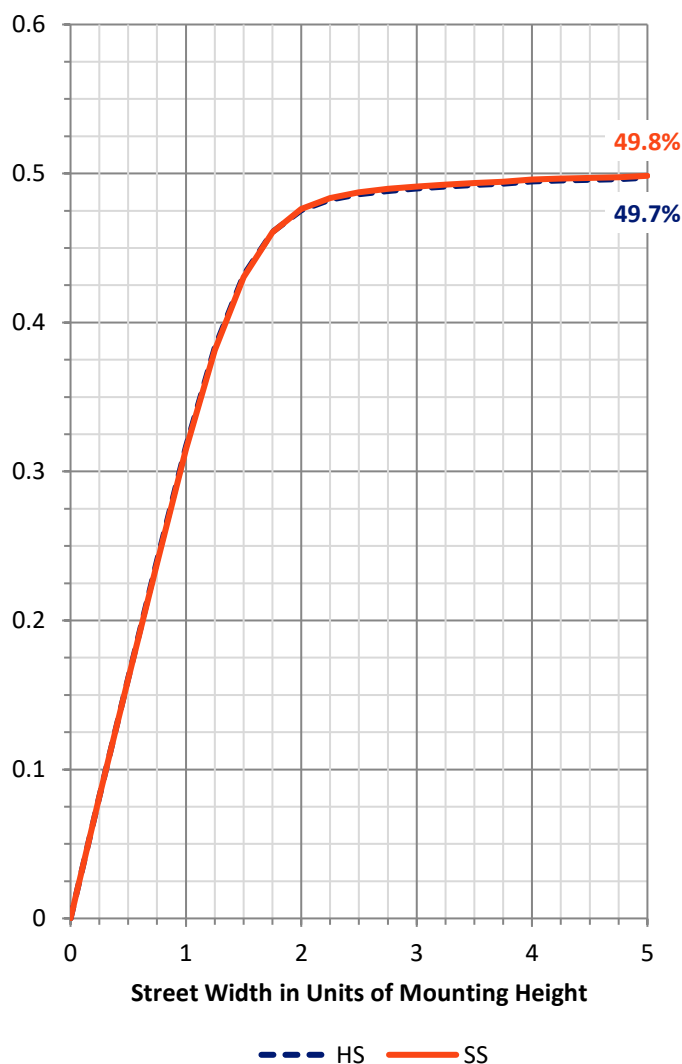
FLUX DISTRIBUTION:

		Downward	Upward	Total
House Side	Lumens	1228.0	0.0	1228.0
	% Fixture	50.0	0.0	50.0
Street Side	Lumens	1228.0	0.0	1228.0
	% Fixture	50.0	0.0	50.0
Total	Lumens	2456.0	0.0	2456.0
	% Fixture	100.0	0.0	100.0

ZONAL LUMENS:

Zone	Lumens	% Fixture
0°-10°	10.5	0.4
10°-20°	51.9	2.1
20°-30°	117.1	4.8
30°-40°	229.3	9.3
40°-50°	437.9	17.8
50°-60°	651.9	26.5
60°-70°	634.9	25.8
70°-80°	296.8	12.1
80°-90°	25.7	1.0
90°-100°	0.0	0.0
100°-110°	0.0	0.0
110°-120°	0.0	0.0
120°-130°	0.0	0.0
130°-140°	0.0	0.0
140°-150°	0.0	0.0
150°-160°	0.0	0.0
160°-170°	0.0	0.0
170°-180°	0.0	0.0
0°-90°	2456.0	100.0
0°-180°	2456.0	100.0

Coefficient of Utilization



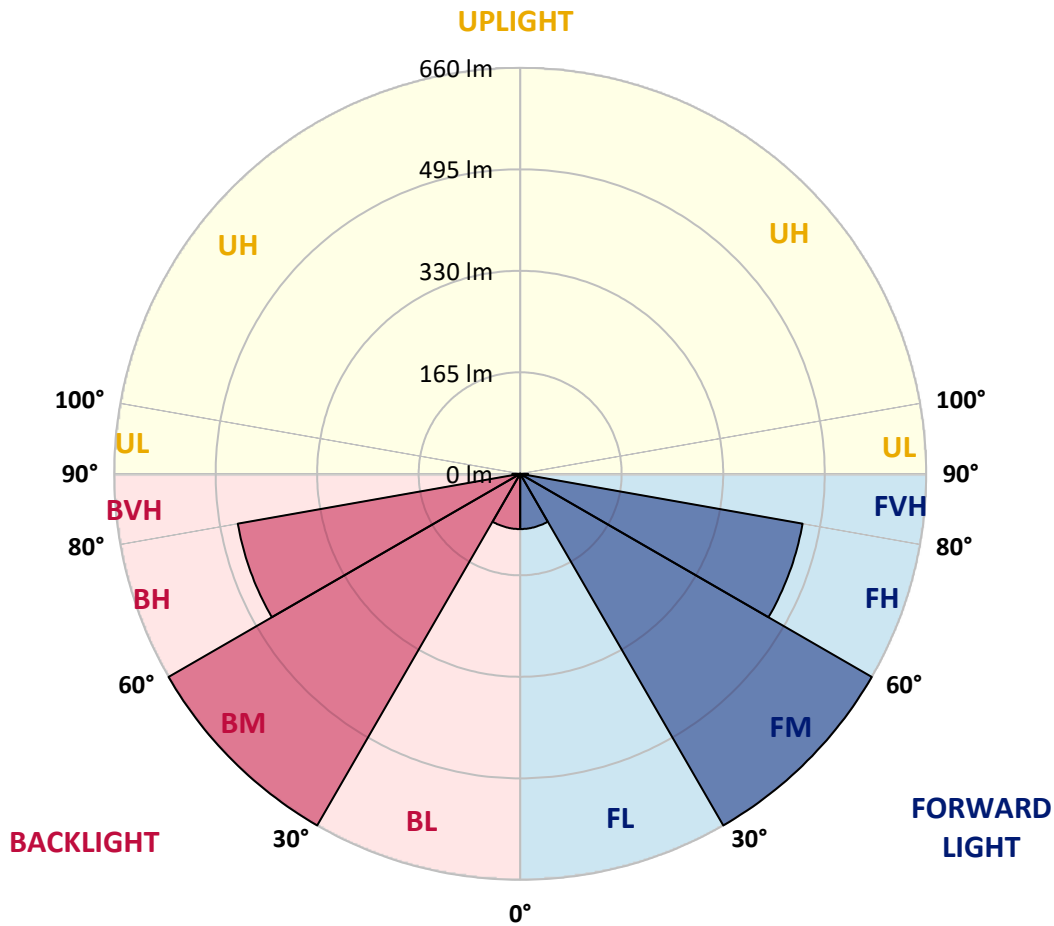
REPORT NUMBER: P595988
 CATALOG NUMBER: PMM-SA3A-AMB-U-RW

LUMINAIRE CLASSIFICATION SYSTEM LUMEN TABLE AND BUG RATING:

Zone	Lumens	% Fixture	Zone Rating/Lumen Limit		
			B	U	G
FL (0°-30°)	89.7	3.7			
FM (30°-60°)	659.6	26.9			
FH (60°-80°)	465.8	19.0			G0/660
FVH (80°-90°)	12.8	0.5			G1/100
BL (0°-30°)	89.7	3.7	B0/110		
BM (30°-60°)	659.6	26.9	B1/1000		
BH (60°-80°)	465.8	19.0	B1/500		G1/500
BVH (80°-90°)	12.8	0.5			G1/100
UL (90°-100°)	0.0	0.0		U0/0	
UH (100°-180°)	0.0	0.0		U0/0	

BUG Rating: B1-U0-G1

Type II Short





REPORT NUMBER: P595988
 CATALOG NUMBER: PMM-SA3A-AMB-U-RW

CANDELA DISTRIBUTION (FULL):

	0°	5°	15°	25°	35°	45°	55°	65°	75°	85°	90°
0°	76.6	76.6	76.6	76.6	76.6	76.6	76.6	76.6	76.6	76.6	76.6
2.5°	92.6	83.8	83.0	78.2	76.6	79.0	78.2	78.2	85.4	85.4	93.4
5°	114.2	103.8	102.2	92.6	83.0	79.8	84.6	97.4	113.4	116.5	127.7
7.5°	129.3	120.5	118.9	107.8	95.8	93.4	102.2	121.3	138.9	146.1	154.9
10°	128.5	125.3	123.7	118.1	122.9	127.7	131.7	135.7	154.9	160.5	166.0
12.5°	134.1	134.1	138.9	142.9	154.9	166.0	167.6	168.4	177.2	178.8	185.2
15°	146.9	146.9	154.1	163.6	178.0	194.0	194.8	191.6	198.8	198.0	199.6
17.5°	166.8	168.4	173.2	183.6	201.2	215.5	217.9	213.1	213.9	224.3	219.5
20°	188.4	191.6	190.0	197.2	217.9	230.7	233.9	224.3	230.7	238.7	237.1
22.5°	215.5	213.9	208.4	213.9	231.5	244.3	241.1	233.1	237.9	255.4	259.4
25°	230.7	235.5	231.5	240.3	253.1	264.2	264.2	253.9	253.1	266.6	272.2
27.5°	259.4	257.0	245.1	263.4	273.0	268.2	279.4	277.0	257.0	279.4	288.2
30°	292.2	295.4	269.8	285.8	293.8	289.0	302.5	295.4	278.6	309.7	300.2
32.5°	344.1	336.9	317.7	315.3	319.3	326.5	317.7	315.3	313.7	339.3	345.7
35°	386.4	391.2	358.4	351.2	354.4	341.7	348.0	339.3	337.7	365.6	366.4
37.5°	466.2	451.8	414.3	399.9	391.2	394.3	385.6	375.2	377.6	406.3	419.1
40°	539.6	526.9	477.4	459.0	430.3	440.6	413.5	418.3	419.9	458.2	475.0
42.5°	603.5	583.5	541.2	524.5	498.9	472.6	471.8	467.8	471.0	512.5	529.3
45°	669.0	629.0	600.3	590.7	568.4	556.4	524.5	524.5	513.3	554.0	584.3
47.5°	714.5	683.3	646.6	632.2	620.3	643.4	587.5	573.2	574.0	597.1	634.6
50°	756.0	721.6	687.3	672.9	677.7	695.3	657.8	623.5	620.3	653.8	691.3
52.5°	767.1	727.2	700.1	711.3	737.6	727.2	725.6	672.9	664.2	700.9	746.4
55°	744.8	709.7	696.1	723.2	773.5	777.5	769.5	738.4	711.3	752.0	807.1
57.5°	667.4	637.8	650.6	696.1	766.3	819.8	813.4	786.3	766.3	804.7	865.3
60°	537.2	508.5	529.3	601.9	720.8	828.6	883.7	817.4	818.2	855.0	930.8
62.5°	369.6	351.2	380.8	452.6	621.9	830.2	950.7	874.1	868.5	915.6	989.9
65°	222.7	207.6	235.5	310.5	471.0	749.6	997.8	986.7	942.8	970.7	1050.5
67.5°	135.7	127.7	138.9	173.2	287.4	543.6	917.2	1048.1	1019.4	1012.2	1101.6
70°	103.8	96.6	95.8	106.2	158.1	304.1	665.0	997.8	1103.2	1091.2	1195.8
72.5°	91.0	85.4	80.6	82.2	95.0	146.9	363.2	768.7	1069.7	1126.4	1252.5
75°	79.8	74.2	70.2	70.2	72.6	79.8	145.3	419.9	732.0	823.8	933.2
77.5°	67.1	63.1	59.9	59.9	60.7	58.3	74.2	154.1	300.2	352.0	419.9
80°	51.1	48.7	47.9	49.5	49.5	46.3	52.7	70.2	94.2	94.2	90.2
82.5°	33.5	31.1	35.1	35.1	35.1	31.1	37.5	43.9	48.7	38.3	34.3
85°	18.4	17.6	20.0	20.8	20.8	14.4	20.8	23.9	27.1	18.4	14.4
87.5°	3.2	4.8	5.6	5.6	5.6	4.0	7.2	8.0	8.8	7.2	4.8
90°	0.0	0.0	0.0	0.0	0.0	0.0	0.0	0.0	0.0	0.0	0.0

(END OF REPORT)